






Patient Identification Card Sample

After your Essure procedure, you will be given an Essure ID card. The ID card tells doctors and others that you have Essure inserts. Show the card when undergoing any procedure involving your abdomen, pelvis, uterus or fallopian tubes. These include a magnetic resonance imaging (MRI), dilation & curettage (D&C), hysteroscopy, endometrial biopsy, or endometrial ablation. Body areas near the inserts may be obscured when they are seen on x-rays, MRIs and other imaging.

If you have lost your card and are interested in obtaining a replacement, please see the instructions below.

  Patient Identification Card <input type="text"/> Patient Name <input type="text"/> Address <input type="text"/> City • State/Country • Postal Code <input type="text"/> Telephone Place sticker here	Attention Physician This patient has the Essure inserts made of nickel titanium alloy and stainless steel implanted in her fallopian tubes. Before performing any intrauterine procedure or surgery on or near the uterus or fallopian tubes, please contact the physician identified below or contact Bayer Pharma AG. There may be risks associated with endometrial biopsy, D&C, hysteroscopy, as well as use of electrocautery procedures performed at the uterine cornua and fallopian tubes. At this time these risks have not been identified. The Essure inserts are MR conditional and radiopaque. See IFU. The effects of the Essure inserts on the success of IVF are unknown. If pregnancy with one or more Essure inserts in place occurs, the risks to the participant, to the fetus and to the continuation of a pregnancy are unknown. 85648918 24/09/15  <input type="text"/> Essure Physician's Name <input type="text"/> Telephone Bayer HealthCare LLC, USA 100 Bayer Blvd. PO Box 915 • Whippany • NJ 07981 • USA essure.com
---	--

INSTRUCTIONS

1. If you need an Essure Patient Identification Card replacement, print this pdf.
2. Cut the image above along the dotted line.
3. Fold the image on the solid line and store the card in an area for your use

Please see Important Safety Information about Essure® including the Boxed Warning on this website

